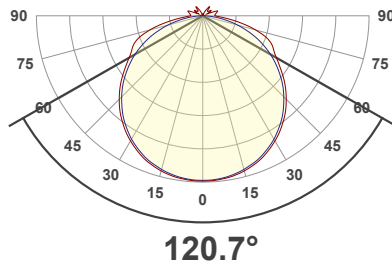


# OPTIQUE LAB Results

## Zonal Lumen Summary

Total Lumen Output: 196

Zone	Lumens	% Fixture
0° – 15°	12.0 lm	
0° - 30°	44.7 lm	
0° - 45°	89.5 lm	
0° - 60°	134 lm	
0° - 75°	169 lm	
0° - 90°	183 lm	

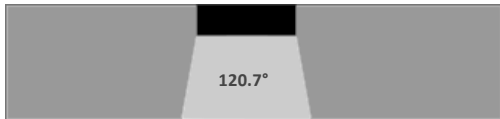


## Beam Angle

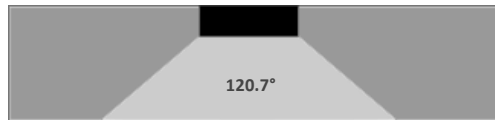
<60°

>60°

BEAM ANGLE



BEAM ANGLE

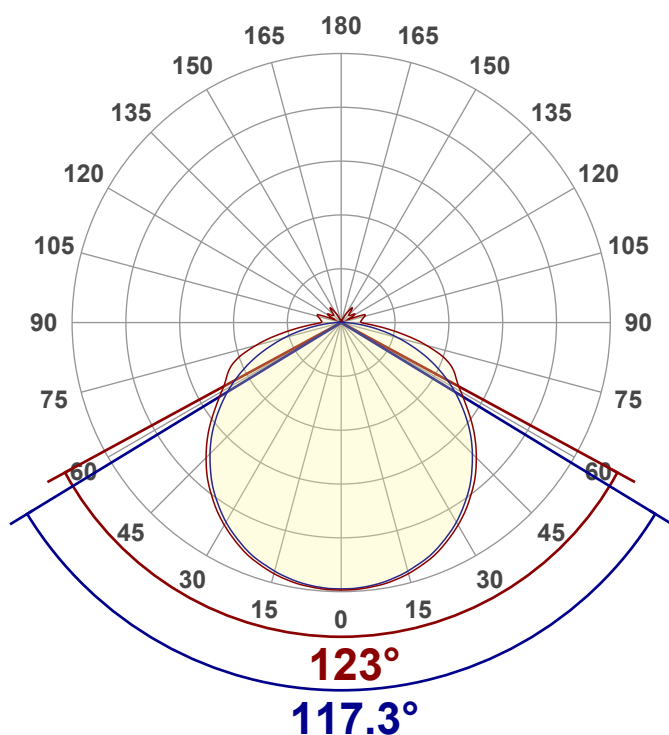


## FootCandles

Distance	Foot Candles
1'	57 fcd
1.5'	25 fcd
2'	14 fcd
2.5'	9 fcd
3'	6 fcd
4'	4 fcd
5'	2 fcd
6'	2 fcd
9'	1 fcd
12'	0 fcd

# OPTIQUE LAB Results

## Angular Distribution 0 – 90°



## Color Vector Graphic

		Graphic shifts (%)	
Hue Bin	R <sub>r</sub>	Chroma	Hue
1	97	0%	0%
2	97	0%	-1%
3	96	0%	0%
4	95	-3%	-2%
5	96	-2%	2%
6	95	1%	3%
7	96	0%	2%
8	96	2%	1%
9	97	1%	1%
10	95	1%	3%
11	94	3%	3%
12	93	4%	-1%
13	94	1%	-4%
14	93	3%	-4%
15	94	-1%	0%
16	91	1%	-7%

